MÄRKLIN
6140
D 50

With the exception of the mechanical locomotives and trains shown on page 39, this catalog deals principally with our H0 gauge. Those interested in 0 gauge should ask for our booklet: "The large 0 Gauge" which may be obtained from any authorized dealer.

MÄRKLIN marks are protected by patents and copyrights against reproduction.

The factory sells through dealers only.

§ Prices shown are the retail prices for the United States. They include duty and transportation, but state and local taxes, if any, are additional.

GEBR. MÄRKLIN & CIE., GMBH.

Manufacturers of Fine Metal Toys

GÖPPINGEN WÜRTTEMBERG

A c850 br

Tous les droits de reproduction du présent catalogue, même par extraits sont réservés

Imprimé en Allemagne

All rights reserved • Reproduction in whole or in part is prohibited • Printed in Germany

To MÄRKLIN *Fans all over the World!*

Just like its distinguished series of predecessors, the **catalog D 50** once again brings a wealth of patented new items, which makes the heart of every fan jump with joy.

But rather than elaborate here, we want the reader to experience the pleasure which comes from a hasty inspection of the pages of this catalog. We know the impatience of **MÄRKLIN** friends, both young and old, and the pleasure which they experience in making plans for the future. For the beginner this means the construction of an initial layout, and for the more experienced operator it means the improvement and extension of the initial layout through careful selection and combination of our numerous new items until it becomes a realistically operating system modelled after the owner's imagination or some stretch of prototype railroad.

However, in order to be sure of receiving all the items selected in time for the Christmas holidays, it is necessary to **order early,** best of all in October or even sooner. The demand for our products is so great that the inventory of many dealers in the last days before Christmas will no longer be complete. The same is also true of **repairs.** These should be handed in to one of our authorized repair stations as soon as possible so that they may receive the expert attention of factory trained personnel.



GEBR. MÄRKLIN & CIE. GMBH · GÖPPINGEN/WTTBG.



Planning is Fun!

Many pleasant hours are spent in the planning of a model railroad system in anticipation of the fulfilment of birthday or Christmas desires. Our catalog D 50 presents a wealth of **MÄRKLIN** products which harmoniously complement each other, matching the highest expectations and the most daring plans of our young railroad presidents—and their fathers.

Conditions of the times have caused thousands of families to move into residences with limited space. To conform to this situation we have built our line of models in the internationally known H0 gauge (16.5 mm between rails). The great popularity of our products has proved us right.

Smooth Operation in imitation of the prototype. Experience has shown that the operation of the models is of primary importance. While a scale reproduction of the prototype is desirable, it should not be at the expense of operation. Instead of producing a small number of delicate, highly detailed scale models, we prefer to offer a wide range of products of sturdy construction which combine to make for layouts of infinite variety. The operation of such system is a rare treat so that we can truly say:

MÄRKLIN, *the Rail Fan's Pride and Joy*

Why the 3-Rail System?

MÄRKLIN HO

1. **Reliable electrical contact and great conductivity** even over switches and crossings. No trouble from insulating layers of oil and dust which tend to form on the outer rails. On addition to the locomotive's wheels, the wheels of all cars serve to conduct the current back to the ground ensuring highest conductivity.

2. **Unlimited possibilities of layout design.** No need to watch for polarity problems which, in the case of a 2-rail system, begin with a simple reversing loop. No expensive additional blocks or apparatus necessary. Uninterrupted operation over the most complicated layouts brings the greatest satisfaction.

3. **Easily erected overhead wire.** What owner of electric-type model engines does not have the wish to operate his locomotives from the overhead wire just as in the case of the prototype? With the decorative masts it is possible to operate **two trains on one track under independent control.** With the 2-rail system, however, it is necessary to use complicated relays and switches, while the 3-rail system presents no difficulties whatsoever.

4. **The 3-rail system corresponds to prototype in all respects.** In all electrically operated railroads there is a special rail for the power. Sometimes it is an overhead wire, sometimes a sunk center rail (street cars in several cities), and sometimes it is an outside third rail (subways and suburban trains).

5. **No real railroad receives power through one of the running rails, nor does any real railroad have insulated wheels on the locomotives or rolling stock.** While the 2-rail system creates a host of problems not found in any prototype, the 3-rail system helps to teach the fundamentals of technical principles. Therefore, from the educational point of view—and this is important in any toy—the

MÄRKLIN 3-*Rail System -the only solution.*

The Finest MÄRKLIN Locomotives

This locomotive of the series 01 or 03 of the German Federal Railways is one of the most versatile and well known express locomotives. Variations of this type are used throughout the world, and its model also enjoys great popularity.



HR 800 N § 36.—

Locomotive with electric power (Steam Type) • Dull black • 4-6-2 Pacific type • 8 wheel cast tender • Unbreakable cast body with much detail added • 2 electric headlights • Exceptional power • Solidly built leading truck with spoked wheels, sprung to prevent derailment • Remote control for reversing • Reliable operation • Additional switch for manual operation • Length with tender (over buffers) about 11 inches • Weight about 31 oz.



The MÄRKLIN valve gear, drivers, and siderods of the locomotives HR, SK, and TP • A perfect reproduction of the valve gear mechanism.



Transformer 280 A § 24.—
For connection to the house current (110, 125, 150 or 220 volts AC) a transformer 280 A is necessary (see illustration on page 18). When ordering, please specify voltage.

Super Models HO Gauge

HO

During the recent years many railroad companies have introduced streamlined steam locomotives to haul their heavy passenger trains. A typical locomotive of this category is the 4-8-4 series of the German Federal Railways, which, thanks to its streamlined form, reaches speeds up to 125 miles per hour. So that the model may negotiate the sharp curves of our layout, we have reconstructed it as a 4-6-4 type. Leading and trailing trucks ensure smooth operation through the curves.



SK 800 N § 36.—

Locomotive with electric power (Steam Type) • Dull black • 4-6-4 Hudson type • 8 wheel tender • Unbreakable cast body • 2 electric headlights • Motor with spur reduction gears • Exceptional power • Solidly built trucks with spoked wheels, sprung to prevent derailment • Remote control for reversing • Reliable operation • Additional switch for manual control • Length with tender (over buffers) about 11 inches • Weight about 31 oz.



TP 800 § 35.—

Tank Locomotive • Scale model • Dull black • 2-6-2 • Unbreakable cast body with many added details • 2 electric headlights at each end which change according to the direction of travel • Motor with reduction gears for slow travel • Very powerful • Remote control for reversing • Additional lever for manual operation which is reached by opening the boiler door • Length (over buffers) about $6^1/_4$ inches • Weight about 17 oz.

Electric Locomotives

The observant traveler will often notice electrically operated railways. The "work horse" of these is the "BB" type of which the SE 800 is a model. This engine is usually found at the head of passenger trains; sometimes two of them run MU, and sometimes they are used to push long trains over difficult grades.



SE 800 $ 24.—

HO

Electric Passenger Locomotive • Model of the E 44 series of the German Federal Railways • 0-4-4-0 • The two inner axles are powered • The two outer axles are in trucks each of which is an imitation 4-wheel truck • 2 electric headlights • Remote Control for Reversing, also manual control • Optional operation from overhead wire or third rail • Exact reproduction of the walls and armatures • With such a low price, this model will soon enjoy the same popularity on model layouts that its big brother does on the railroads. Length (over buffers) 6 3/4 inches • Weight 20 oz.

Super Models

HO

One of the most modern European locomotives is the E 18 series of the German Federal Railways. It is used to haul fast passenger and heavy tonnage freight trains over hilly country. In spite of its great power, it embodies graceful lines. Its model will awaken in many a Märklin fan the desire to add it to his engine park.



MS 800 § 42.—

Electric Locomotive • Green • 2-8-2 • Modern form • Unbreakable cast body with much detail added on roof (Conductor wires, insulators, roof walks, etc.) • 2 electric headlights at each end which change automatically according to the direction of travel • Durable motor with reduction gears, great precision • Scaled wheels • Sprung leading and trailing trucks to prevent derailment • Remote control for reversing with additional inconspicious lever for manual control • Optional operation from third rail or overhead wire • Windows with cellon glass • Realistic pantographs • Length (over buffers) about 7¼ inches • Weight about 31 oz.

Transformer 280 A § 24.—

For connection to the house current (110, 125, 150, or 220 volts AC) a transformer 280 A is necessary (see illustration on page 18). When ordering, please specify voltage.

The factory sells through dealers only

The "Crocodile" Locomotive

HO

The "Crocodile" is one of the most detailed and powerful MÄRKLIN locomotives. Its internationally famous prototype hauls heavy passenger and freight trains over the difficult Gotthard route in Switzerland. There it must master numerous horseshoe curves and tunnels as well as extended heavy grades.



CCS 800 $ 55.—



The gear train of the locomotive—a master piece by the MÄRKLIN engineers.

Electric Locomotive • Green • 2-6-6-2 • The locomotive is built in three sections and articulated so that it may adapt itself to the curves • In spite of its length of 10½ inches it negotiates normal radius track without difficulty • Plenty of detail on roof • 3 electric headlights at each end which change automatically according to the direction of travel • Superb pulling power through powerful motor in connection with spur and worm gears, all 12 drive wheels powered • Leading and trailing trucks are sprung to prevent derailment • Remote control for reversing, additional inconspicious hand lever • Optional operation from third rail or overhead wire • Windows with cellon glass • Realistic pantographs • Length (over buffers) about 10½ inches • Weight about 34 oz.

One of the Most Modern Streamlined Locomotives

The desire of many MÄRKLIN fans to add new types of engines to their stud of steams and electrics, has caused us to design this new model. Whether it be used as a twin diesel or an electric, it will be a valuable addition to any model layout.



DL 800 § 65.—

Twin electric lokomotive • Green • Made of two units • Articulated • Especially powerful motor in connection with universal joints, spur and worm gears • 12 wheels powered • Immense power and high speed • Remote control for reversing • Additional inconspicious lever for manual operation • Pantographs for two-train operation can be easily removed by loosening one screw on each pantograph • Unbreakable cast body with much detail • 3 lights at each end, which change automatically according to the direction of travel • Length about 17 inches • Weight about 41 oz.

Transformer 280 A § 24.—

For connection to the house current (110, 125, 150, or 220 volts AC) a transformer 280 A is necessary (see illustration on page 18). When ordering, please specify voltage.

The factory sells through dealers only

Two Great

One can easily see that this MÄRKLIN model is the object of much amazement. Brute power combined with rakish lines are the mark of this engine which will be the envy of all MÄRKLIN fans. As it pulls a long string of freight cars up a grade, one can almost hear the puffing approach of its powerful prototype. The beauty of the details will delight every model railroader. Notice the finely reproduced valve gear mechanism and the long side rods which connect all the drivers without snagging in the sharp curves. Truly, this model incorporates all the features which make its giant brother one of the fastest and most powerful freight locomotives.



G 800 $ 45.—

Heavy freight locomotive · Black · 2-10-0 · Model of series 44 of the German Federal Railways · All drivers are powered · Because of the arrangement of the drivers into groups, model will negotiate ordinary radius track · Flanges on all wheels · Boiler with extensive detail · Latest type smoke deflectors · Valve gear and side rods trimmed with red · Front truck sprung to prevent derailment · Remote control with additional lever for manual reversing · Unbreakable cast body · Extraordinary power · 8 wheel tender with trucks · Length (over buffers) 11 inches. Weight 29 oz.

New Engines

HO

RE 800 § 42.—

Electric Locomotive • Green • 0-4-4-0 • Powerful motor, all wheels powered • Takes curves well on moving trucks • Realistic reproduction of the Swiss prototype down to the markings • 3 electric headlights at each end which change automatically with the direction of travel • Remote control reversing with additional manual lever • Optional operation from overhead wire or third rail • Modern pantographs and electric roof equipment • Length (over buffers) 6¾ inches • Weight 20 oz.

Transformer 280 A § 24.—

For connection to the house current (110, 125, 150, or 220 volts AC) a transformer 280 A is necessary (see illustration on page 18). When ordering, please specify voltage.



RE 800 § 42.—

The visitor to the tiny country of Switzerland will be amazed and delighted by the high standards maintained by the Swiss railroads. Modern electric engines pull long stainless steel trains rapidly over the country's main traffic arteries. Even the loops and turns of the Gotthard run do not affect their remarkable performance. It is no mere coincidence, therefore, that this model has found its place as the pride of many a model layout. Being a MÄRKLIN product, the model is every bit the prototype's equal in performance.

HO

The Simpler MÄRKLIN *Models*

with the same reliability and durability as the SUPER Models



RSM 800 § 17.50

The jobs which tank engines, Diesel switchers, and small steam engines usually perform are done on electrified lines by electric locomotives such as the RSM 800 at the left. These jobs include hauling local trains, short freights, as well as work trains. Because of its short wheel base and steady 6 wheel drive it is also used as a switcher especially over hump yards.

Electric Locomotive • For mixed traffic • Green • 0-6-0 • Powerful, sturdy model • Easily handled and placed on track, even in curves • All axles powered • Optional operation from overhead wire or third rail • Remote control reversing with additional hand lever • Finely detailed body casting • Windows with cellon glass • 2 electric headlights • Length 5 inches • Weight 16 oz.



Close-up of the drive rods of the RSM 800 showing the flywheels with side rods. It is this side rod action which will make the RSM a popular model in spite of its plain appearance as compared to its brother engines.

for Switching and Freight Service

Tank Locomotive, electrically powered • Dull black • 0-6-0 • Excellent model with extensive detail • Remote control for reversing, additional lever for manual operation • Especially suited as a switcher in connection with the remote controlled uncoupling rails • 2 electric headlights • Length (over buffers) about 5¼ inches • Weight about 15 oz.



TM 800 § 16.50

The road switcher RM 800 makes it possible for the railroad fan not only to pull his short freight trains with a suitable engine, but also to hump and switch them. In spite of its short wheel base it is powerful in appearance and performance. The trim 6 wheel tender with its load of coal adds to the overall appearance of the model. Since it is also suitable for passenger service, it will soon be a part of every MÄRKLIN layout.

Transformer 280 A § 24.—

For connection to the house current (110, 125, 150, or 220 volts AC) a transformer 280 A is necessary (see illustration on page 18). When ordering please specify voltage

RM 800 § 21.—

Steam Locomotive with tender • For mixed traffic • Black • 0-6-0 • Remote control for reversing with additional manual lever • 2 electric headlights • Length (over buffers) 8 inches • Weight 18 oz.

The Modern Diesel Streamliners

In the United States diesel powered streamliners dominate transcontinental traffic In Europe self propelled diesel express cars have been in service for over a decade. On electrified lines, electric express cars maintain a shuttle service between adjacent cities.



ST 800 MT

Coach for Streamliner § 9.—

The 3 car streamliner can easily be lengthened by one or two additional coaches. Through an ingenious coupling both the electrical and mechanical connection are made at the same time. Available in the same colors as the Diesel Streamliner. When ordering, please specify color.



ST 800 § 75.—

Diesel Streamliner • Consists of locomotive, coach, and observation car • Available in red, green, or blue with ivory (see colored illustration on page 2 of the cover) • Modern streamlined form • Windows with cellon glass • 3 white headlights, 2 red tail-lights, interior illumination • Especially powerful motor • 4 trucks, 2 of which are powered • Remote control for reversing • Additional lever for manual operation • 2 removable pantographs are furnished for optional overhead operation • Length of train about 19 inches • Weight about 48 oz.



DT 800 § 39.—

Electric Express Car DT 800 § 39.—

Red with ivory • Optional operation from overhead wire or third rail • Realistic pantographs • One red and 2 white lights at each end which change automatically according to the direction of travel • Interior illumination • Windows with cellon glass • 2 sections connected by a Jacobs truck • Powerful motor driving wheels of center truck • Remote control for reversing with additional manual lever • Length 16 1/2 in. • Weight 37 oz.

RS 790/3 § 40.—

Freight Train with transformer. Consists of locomotive RS 790, cars 364, 372, and 382, 11 curved track sections 3600 A 1/1, 2 straight track sections 3600 D 1/1, 1 terminal track section 3600 AA, transformer 260, and instruction booklet • Length of train 17 inches • When ordering, please specify voltage

T 790/3 § 40.50

Above train, but with tank locomotive T 790. Cars, track, and transformer same as RS 790/3

RS 790/27/3 § 41.—

Passenger train with baggage car 328 and two coaches 327. Locomotive, track, and transformer same as RS 790/3

T 790/27/3 § 41.50

Same passenger train, but with tank locomotive T 790

The Trains for Junior

The impressive presentation box contains everything necessary for a complete small layout: Track, passenger or freight train, as desired. The transformer 260, which is shown below, is included in the price, but packed separately.



RS 790 § 12.—

Electric Locomotive • 4 wheels • Manual reverse • 2 electric headlights • Length 5 1/2 inches • Weight 14 oz.



T 790 § 12.50

Tank Locomotive • 4 wheels • Manual reverse • 2 electric headlights • Length 5 1/4 inches • Weight 15 oz.

260 § 16.—

Transformer • Blue • Infinite number of speeds • 2 dead positions • Red control light • Connections for the train, lights, and electromagnetic articles • Specially designed for trains RS and T 790/3 etc., shown on this page. • Capacity 10 VA

Electric Trains, Complete Sets

in sturdy cartons with detailed instructions



TM 865/4 § 39.—

Freight Train with track oval (without transformer) • Consists of locomotive TM 800, 4 assorted freight cars, 12 curved and 6 straight track sections including the terminal section, and booklet 763 • Length of train about 19 inches

Trains marked with an ★ are available with blue baggage, dining, and sleeping cars with international markings. If these are desired, add an I to the train number.



★ SE 841/4 § 52.—

Express Train with track oval (without transformer) • Consists of locomotive SE 800, cars 341, 342, 343, and 344, 12 curved and 10 straight track sections including the terminal section, and booklet 763 • Length of train 34 inches



398 95c

Re-railer • Simplifies the setting of locomotives on track • Height 3/4 in. • Length 12 inches

RSM 827/4 § 40.—

Passenger Train with oval of track (without transformer) • Consists of locomotive RSM 800, 3 passenger cars 327, 1 baggage car 328, 12 curved and 6 straight track sections including the terminal section, and booklet 763 "H0 gauge track layouts" • Length of train 19 inches

RM 827/4 § 43.50 Same train, but with steam locomotive RM 800.



★ **HR 841/4** § **100.—**

Express Train with Oval of Track and Signal (without transformer). Consists of Locomotive HR 800 N, Baggage Car 344, MITROPA Sleeper 343, MITROPA Diner 342, Coach 341. Length of Train 43 in. Included in price are 14 curved track sections 3600 A$^1/_1$, 21 straight track sections 3600 D$^1/_1$ including the terminal track section, 1 pair of switches 3600 MW, 1 Signal 443 G, Distributor plate 470, Control plate 474/4, 8 cables, and Booklet 763 "Track Layouts H0 gauge".

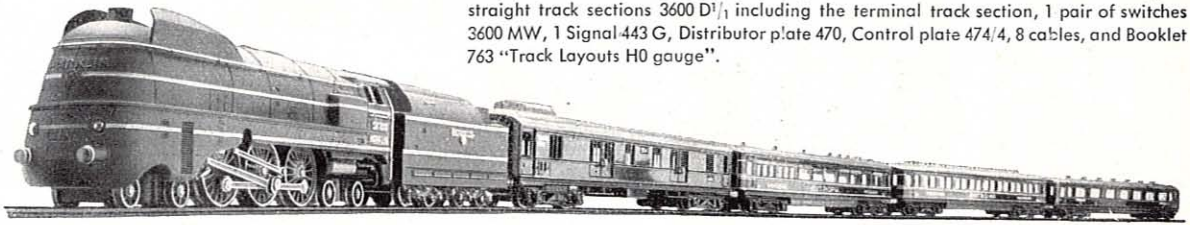

★ **SK 851/4** § **105.—**

Long Distance Express Train with Oval of Track (without transformer). Consists of streamlined locomotive SK 800 N, baggage car 354, MITROPA Sleeper 353, MITROPA Diner 352, Coach 351. Length of train 48 in. Also included are same track equipment as furnished with set HR 841/4, but no signal and only 6 cables.

★ **MS 841/4** § **110.—** Same train as HR 841/4 (above), but with locomotive MS 800

★ **MS 851/4** § **115.—** Same train as SK 851/4 (above), but with locomotive MS 800

Transformer 280 A § **24.—**

For connection to the house current (110, 125, 150, or 220 volts AC) a transformer 280 A is necessary (see illustration on page 18). When ordering, please specify voltage.

Transformer 280 A



280 A § 24.—

Transformer for Perfect Reverse, Rheostat Speed Control, Remote Control Reversing, Automatic cut-out for short circuit or overload with red control light.

With a single touch the speed and direction can be controlled.

Built according to official safety regulations. Therefore absolutely safe.

When ordering, please state voltage of house current (110, 125, 150, or 220 volts AC).

The two illustrations show the following important parts

1 **Cable** and plug for connection to house current

2 **Housing,** made of pressed steel, enamelled in blue

3 **Speed and direction control knob.** By turning the knob, the speed is regulated; by pressing the red point, the reversing mechanism is activated

4 **Name Plate,** giving capacity and voltage of house current

5 **Coil** of copper wire

6 **Iron Core** of special metal plates

7 **Reversing Lever** and contact spring

8 **Thermostatic switch,** cuts out the transformer automatically when there is too much heat (short circuit or overload)

9 **Contact spring,** slides along on and takes current from coil. Is operated from the control knob

10 **Control lamp.** Shows as long as transformer is operating satisfactorily. Extinguishes immediately upon a short circuit. (Bulb 13527 S)

11 **Socket** (red) for connection to the train

12 **Socket** (yellow) for connection to the illuminations

13 **Socket** (green) for connection to the electromagnetic accessories through the switch tower or control plate

14 **Three Sockets** (brown) for connection to the roadbed (ground) for the return current
The colors on the sockets are best utilized in connection with the new color-coded cables of the single-pole system

15 **Opening for fresh air** to cool the coil

16 **Opening** for exit of warm air

17 **Ground terminal screw** for use in rooms with stone floors

of the transformer:



Cut-away view of the transformer



Rear view of the transformer

If your house has DIRECT CURRENT (DC)

Inverter 276

If your house has direct current, it is necessary to insert the rectifier 276 between the house current and the transformer 280 A. The Inverter silently converts direct current to 220 volts alternating current. The transformers then reduce this to the harmless tension of 20 volts. When ordering, please state voltage of house current (110 or 220 volts DC). Output is 220 volts AC in all cases. This Inverter is designed specifically for MÄRKLIN transformers. They are not guaranteed if used with other transformers.

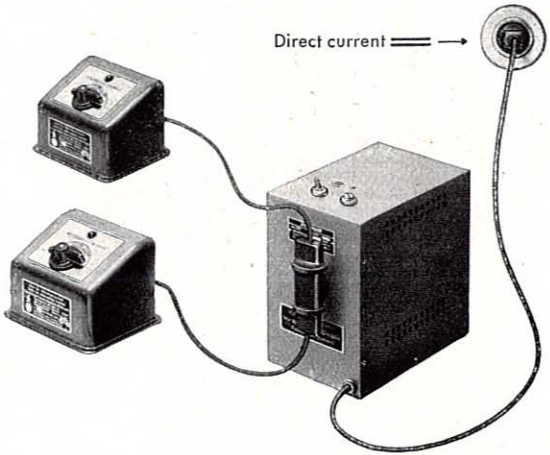

276 § 65.—

The capacity of the inverter is about 100 VA. Therefore it is possible to attach 2 or 3 transformers 280 A (or old type transformers 270 A) and operate several trains. O gauge transformers 13480 (or 13470) can also be attached to the inverter.

When using several transformers, use the 3-way plug 3494 K. **95c**

The Simpler Freight Car Models

Pressed steel, finely lithographed



366 § 2.50
Wrecker Truck • Aluminum colored • Movable boom with crank • Length 3½ in.



354 § 1.25
Low Sided Open Goods Truck • Brown • Length 3½ in.



371 § 1.70
Open Goods Truck with brakeman's cabin • Brown • Length 3¾ in.



372 G § 2.—
Timber Truck with brakeman's cabin • Brown • Loaded • Length 3¾ in.
372 § 1.70
Same car without timber



367 § 2.70
Hopper Wagon • Brown • Talbot system Cast • Length 3½ in.



328 § 1.90
Luggage Van • Green • 4 wheeler • Sliding door • Length 4½ in.



327 § 1.90
Passenger Coach • Green • 4 wheeler Cut-out windows • Length 4½ in.



362 § 1.60
Side Tipping Truck • Red • Tips to either side • Locking device • Length 3½ in.



390 § 2.70
Goods Brake Van • Green • Sliding door • Length 3½ in.



382 § 1.60
Banana Wagon • Yellow Length 3½ in.



374 SHELL § 2.50
Petrol Truck with brakeman's cabin • Yellow with SHELL mark. • Length 3¾ in.
374 ESSO § 2.50
Same car, but silver with ESSO markings



336 § 1.60
Poultry Wagon • Red • Perforated sides • Length 3½ in.



381 § 1.60
Closed Goods Wagon • Brown • Length 3½ in.

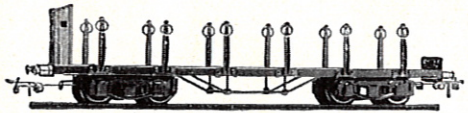

392 § 3.95
Lumber Car with brakeman's cabin • 8 wheels • Length 7 in.

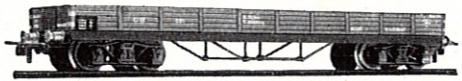

391 § 2.70
Low Sided Gondola • 8 wheels • Brown • Length 7 in.



393 § 3.95
Covered Wagon • Brownish-red with white canvas • 8 wheels • Length 7 in.



Passenger Cars HO

with international markings

Large series 9 inches long



351 § 5.50

Coach • Green • Length 9 inches • 8 wheels • Finely enamelled and lithographed solid trucks • Removable roof Cut-out windows with cellon glass • Realistic appearance



353 J § 5.50

Sleeping car • Wagons-Lits markings • Blue • Length 9 inches

353 § 5.50

Same car, but with MITROPA markings • Red

484/1 (see Page 35)

484/2 § 2.15

Coach lighting (see illustration at the right) • With 2 bulbs 495 and cable with metal plugs to be placed in cars 351 to 354 • The electricity is picked up through the baggage car

Small series 7 inches long

Appearance and markings similar to large series

341	Coach	green	§ 2.75
342	Dining car	red	§ 2.75
342 J	Dining car	blue	§ 2.75
343	Sleeping car	red	§ 2.75
343 J	Sleeping car	blue	§ 2.75
344	Baggage car	green	§ 3.35
344 J	Baggage car	blue	§ 3.35
344 B	Baggage car, with interior illumination,	socket	§ 4.90



354 B § 9.75

Baggage Car, similar to 354, but with interior illumination and sockets for coach lighting and switch for same



352 § 5.50

Dining car • MITROPA markings • Red • Length 9 inches

352 J § 5.50

Same car, but blue with Wagons-Lits markings



354 § 5.95

Baggage Car • Green • Windows with bars • Sliding doors • Length 9 inches

354 J § 5.95

Baggage Car • As above, but blue with Wagons-Lits markings

484/2 § 2.15 See description at the left

Prices in US Dollars

Super-Freight Cars cast of

The SUPER-MODEL Freight cars were designed primarily for use with our SUPER-MODEL locomotives. In order to enable the smaller

311 § 2.75
Open Goods Truck
Brown or grey • Length 3 1/4 inches

311 H § 3.30
Same as 311, but loaded with wood



311 K § 3.30
Same as 311, but loaded with coal

311 S § 3.30
Same as 311, but loaded with stones

323 § 3.50
Low-sided Open Goods Truck with brakeman's cabin • Brown • Length 4 in.



321 § 3.65
Same car without timber



321 G § 3.95
Timber Truck with brakeman's cabin, loaded with timber • Brown • Length 4 in.

322 § 3.95
Covered Wagon with brakeman's cabin
Brown, white canvas • Length 4 3/4 in.



315 § 3.—
Open Goods Truck with brakeman's cabin • Brown or grey • Length 4 in.

312 § 3.—
Closed Goods Wagon
Brown or grey • International model • Length 3 3/4 in.



316 N § 3.75
Same as 312, but with raised brakeman's cabin • Length 4 in.



310 § 3.60
Goods Brake Van
Green • One side with open, the other with closed door • Length 3 3/4 in.

Prices in US Dollars

unbreakable Light Weight Alloys

MÄRKLIN HO

engines to haul a long string of these cars, it is advisable to oil the axle bearings slightly with the finest sewing machine oil before use.

326 $ 3.95
Banana Wagon with brakeman's cabin • Yellow • Length 4 3/4 in.



325 $ 3.95
Beer Wagon with brakeman's cabin White • Length 4 3/4 in.

324 $ 3.95
Refrigerator Van with brakeman's cabin • White • Length 4 3/4 in.

314 $ 3.95
Petrol Truck with brakeman's cabin • 4 in.
314 E grey "ESSO" markings
314 S yellow "SHELL" markings
314 G white "GASOLIN-MOTANOL" mark.
314 BP green "BP" markings

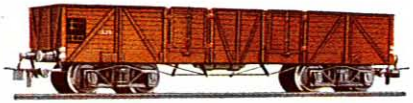

331 $ 5.50
Gondola • Brown • 8 wheels
Length 5 3/4 in.



334 $ 8.50
Tank Car • Light grey • 8 wheels • Brake wheel, hand rails, etc. • Length 5 3/4 in.
334 S yellow with "SHELL" markings
334 E silver-grey with "ESSO" markings

320 $ 3.65
Closed Goods Wagon
with arched roof and brakeman's cabin
Brown • Length 4 3/4 in.

332 $ 7.50
Box Car • Brown • 8 wheels • Operating sliding doors • Length 5 3/4 in.



361 G $ 4.75
Lumber Trucks • Loaded • Black • In pairs
Length 7 1/2 in.



320 S $ 6.50
Same car as 320 but with 2 electric tail lights and pick-up shoe for same

Just 6 of the Family of Super Models - but each one a Story of Beauty, Quality, and Performance



G 800 (page 10) | ST 800 (page 14) | SK 800 N (page 5) | MS 800 (page 7) | HR 800 N (page 4) | CCS 800 (page 8)

It is indeed a difficult task for the reader to narrow down the choice of engines to the type most suited for his needs. No matter what type of locomotive the **MÄRKLIN** *Fan is most interested in, be it steam, electric or Diesel, each is represented here. The followers of steam locomotives no doubt will find the greatest interest in the G 800 freight engine which attracts attention and curiosity wherever it appears. As the newest* **MÄRKLIN** *reproduction it shows, along with its brother engines, that the name of* **MÄRKLIN** *has truly earned its world wide reputation. Although the express engines SK and HR 800 N, the articulated CCS 800 and the Diesel Streamliner ST 800 already appeared during the past year, they are still among the most desired products.*

The numbers in the parenthesis following each locomotive designation indicate the page of the catalog on which the models and their prototypes are described.

Remote Control Signals

with and without train control

MÄRKLIN





437 § 7.25

Warning Signal without train control • Electromagnetic • Electrically illuminated (2 bulbs 485) • Lights change from yellow to green • 2 connecting cables • Lever for manual operation • Height about 3 in. • Mounted on track section 3½ in. long





443 G § 8.95

Semaphore Signal with train control • Electromagnetic • Electrically illuminated (1 bulb 485) • When signal is open, light shows green; when closed, red • For third rail operation • 2 connecting cables • Lever for manual operation • Height about 4½ in. • Mounted on track section with additional loose track section, each 3½ in. long.

407 GS § 3.—

Overhead Set for signals with train control. Consists of 2 signal masts 407 MS and 2 circuit breaker sections 407 UN.

Signals 443 G and 479 G

with train control stop the train automatically when signal is closed. When the signal shows "line clear", the train starts up again.



479 G § 8.95

479 G § 8.95

Light Signal with train control • Electromagnetic • Electrically illuminated (1 bulb 485) • Light changes from red to green • For third rail operation • 2 connecting cables • Lever for manual operation • Height about 3½ in. • Mounted on track section with additional loose track section, each 3½ in. long.

Remote Control for Everything

438 § 3.75
Bell with electro-magnetic operation. Cable with metal plugs • Height 2 1/4 inches

451 G § 33.—

The remote controlled crane with electromagnet • Electrically powered and remote controlled • 2 motors for turning boom and raising or lowering the load • Remote controlled hook and magnet make it possible to transfer metal objects without help from the human hand • Boom may be raised or lowered by manually operated crank • Searchlight on boom and illumination inside cab, may be shut on or off by remote control • Numerous other details • Finely enamelled • Height about 10 1/2 inches • Base plate about 3 1/2 by 3 1/2 inches • With one yard of cable and two control plates for remote control. (Track and rolling stock not included)

469 § 5.50
Station Master, electromagnetically operated • Raises hand signal while green light shows simultaneously (bulb 499 green)
Base plate 4 by 1 1/2 inches height 2 1/2 inches

456 § 17.—
Switch tower with built-in whistle • Handsome reproduction of a modern switch tower • Finely enamelled • Built-in whistle siren for the production of locomotive signals, for 20 volt operation • Height about 3 1/2 inches • Base plate about 2 1/4 by 4 1/2 inches

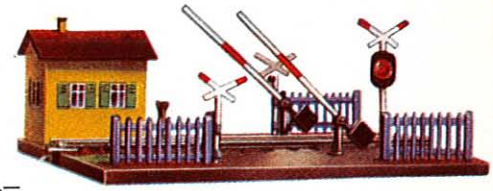

458 EM § 8.75
Grade crossing with track section • Gates operated electromagnetically (20 volts) • Warning sign with red light (Bulb 499 red) • Cable with metal plugs • Size about 7 by 3 1/2 inches

Remote Control Turntable

Engine Shed

Engine shed 411 B

411 B $ 19.50
Engine shed with 3 tracks, chimneys, interior illumination, and automatically closing gates • Size 18 1/2 × 15 in., height 5 1/2 inches

Turntable 410 M

410 M $ 33.—
Turntable with 6 track connections and motor house. The turntable always advances to the next track spur stopping automatically at each time the connected spur is placed under power and the red signal light shows up.



with automatically closing gates

The picture shows the harmonious combination of the engine shed and the turntable as a faithful reproduction of the prototype.

Remote Control Uncoupling



As soon as the couplers on the cars pass the raised ramp of the uncoupling section, they disengage.

3600 EK $ 5.75
Uncoupling Rail Section
Electromagnetic • Illuminated • To be connected to a switch control plate • With cable and plug • Length of track 3 1/2 inches (Same as 3600 D 1/2) • The 4 inches signal will stand out clearly in even the largest layout, indicating the exact location of the uncoupling rail.

Prices in US Dollars

Electromagnetic Model Switches

with Remote Control

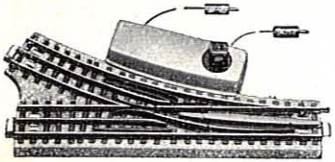

Right-hand slip



Left-hand slip

3600 MWN § **15.—** (per pair)

Pair of electromagnetic switches • Length per switch 7 inches • Sockets for ground • Black and yellow cables for electromagnets and lights • Reliable operation • Illuminated lanterns

MÄRKLIN electromagnetic switches 3600 MWN and the double slip switch 3600 DKW are equipped with extremely powerful switch machines. They may also be thrown manually without electricity. The position of the points is indicated by lanterns which are exact reproductions of their prototypes. The points are held to the outside rails by soft springs. This allows even the lightest vehicle to pass over a closed switch without derailment after which the switch automatically returns to its original position. The switches, therefore, can at any time be used as spring switches without affecting their original positions. This feature makes operations extremely interesting and eliminates any derailment.

3600 DKW § **27.—**

Double Slip Switch • 2 electromagnetic switch machines • Illuminated lantern showing 4 different diagrams which change according to the position of the switch • Exact replica of the prototype • 2 black cables for electromagnets, yellow cable for lights • The switch machines possess a great reserve of power ensuring reliable operation • By special buttons manual operation is possible • Length 7 1/2 inches

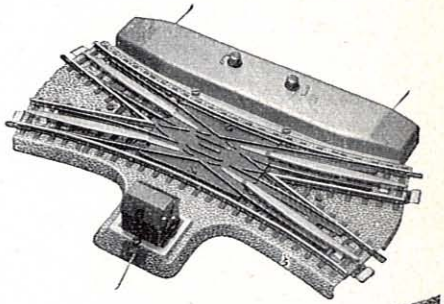

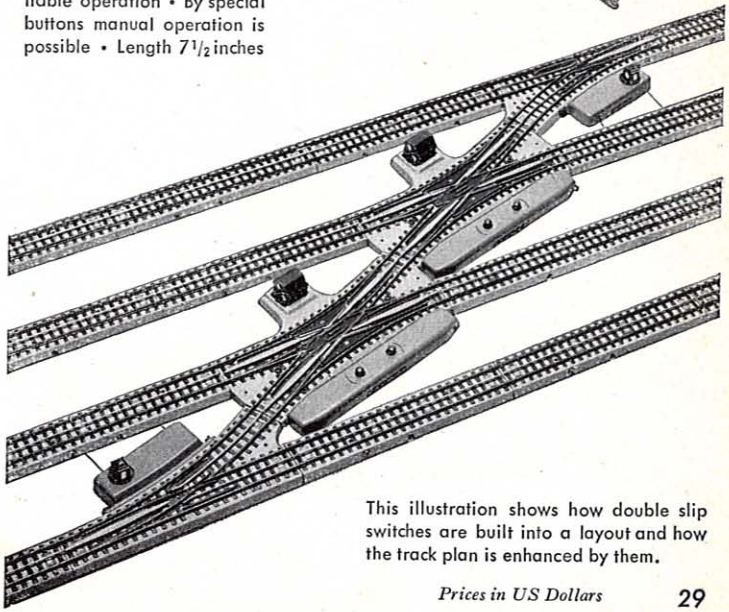

This illustration shows how double slip switches are built into a layout and how the track plan is enhanced by them.

The MÄRKLIN HO Model Rail Sections

The rails are made of drawn burnished steel track spiked to every tie. The ties are raised above the imitation rock balast road bed. The contact tongues make short circuits impossible and provide perfect conductivity for the current from section to section.

A circle consisting of 12 sections of ordinary radius track has a diameter (including the road bed) of 29 1/2 inches. For details concerning the parallel circle, see page 31. The sections are joined by merely pushing them together. The track stencil 399 at the right, will be of great assistance when designing track layouts.

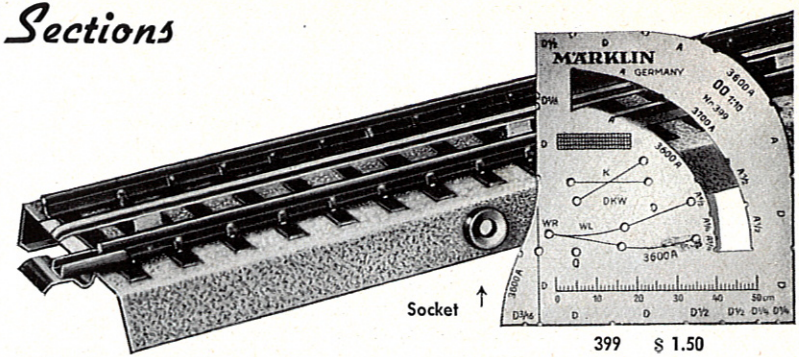

Close-up of a track section with insulated contact tongue and socket for grounding accessories.

399 § 1.50
Stencil of transparent plastic for drawing track plans. Scale 1 : 10.

Straight Track Sections

3600 D 1/1	Length	7 in.	60c
3600 D 1/2	,,	3 1/2 in.	50c
3600 D 1/4	,,	1 3/4 in.	45c
3600 D 1/8	,,	7/8 in.	45c
3600 D 3/16	,,	1 3/16 in.	45c

Curved Track Sections

3600 A 1/1	Length	7 in.	60c
3600 A 1/2	,,	3 1/2 in.	50c
3600 A 1/4	,,	1 3/4 in.	45c

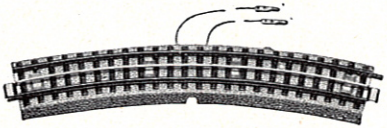

3600 AA § 1.50
Terminal Track Section with connecting cable curved, normal radius • Length 7 inches

3600 DA § 1.50
same as above, but straight track section.

3500 T § 1.—
Disconnecting Section 1 3/4 inches

3600 K § 3.75
Crossover • Length 7 1/2 in.



Right-hand switch **3600 W**



§ 7.50 (per pair) Left-hand switch

Pair of Manually Operated Switches • Realistically made with frog, guard rails, etc. • Unlighted lanterns • Points are held to outside rails by soft springs • Length per switch 7 in.



462 95c
Bumper • Pressed steel Imitation concrete Base with track mounted Length 2 1/4 inches

462 B § 2.35
Bumper with red light

Model Rail Sections for Parallel Circle (36 inches diameter)

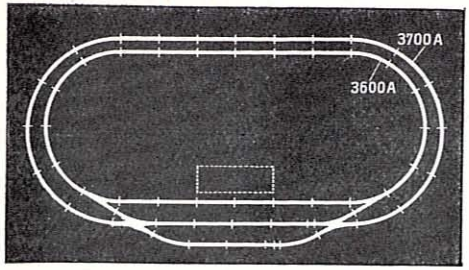

Track Diagram of a layout with a parallel circle.

Parallel Circle, Diameter 36 inches

Curved Track Sections for Parallel Circle

3700 A 1/1 Length 9 inches **75c**
3700 A 1/2 Length 4 1/2 inches **60c**
12 sections 3700 A 1/1 comprise a complete circle.

For electrical connection the terminal section 3600 DA (s. page 30) is used.

3700 A 1/1

3600 A 1/1

Wide radius curved track sections are used for the construction of double track lines. The diameter of a 3700 A circle is about 6 inches greater than a 3600 A circle, so that the distance between track centers amounts to about 3 inches. The present switches, crossovers, and slip switches continue to be used.

Literature on MÄRKLIN *H0 Gauge Trains* *Published only in German*

753 § 1.10

Booklet "Electric Trains, H0 Gauge". A richly illustrated guide through the field of miniature railroading. 80 pages. Size 5 1/2 by 8 inches.



763 65c

Booklet "H0 Track Layouts"

16 pages. 8 1/2 by 12 inches • Contains many valuable hints for the design of station, yard, and track layouts • Detailed description of the overhead wire system plus many examples of 2-train operation • Richly illustrated

My MÄRKLIN-Layout

Its operation and construction

Bound in linen

A small philosophy about H0 gauge by Dr. W. Strauß. With 97 postcard-size illustrations and one track plan. Size of book 8 1/2 by 11 inches. Shows how anyone can start a layout of modest dimensions and develop it into a model empire. Gives valuable hints and errors to be avoided. Must be ordered directly from the publisher F. Bruckmann KG., Munich.

The MÄRKLIN Overhead System

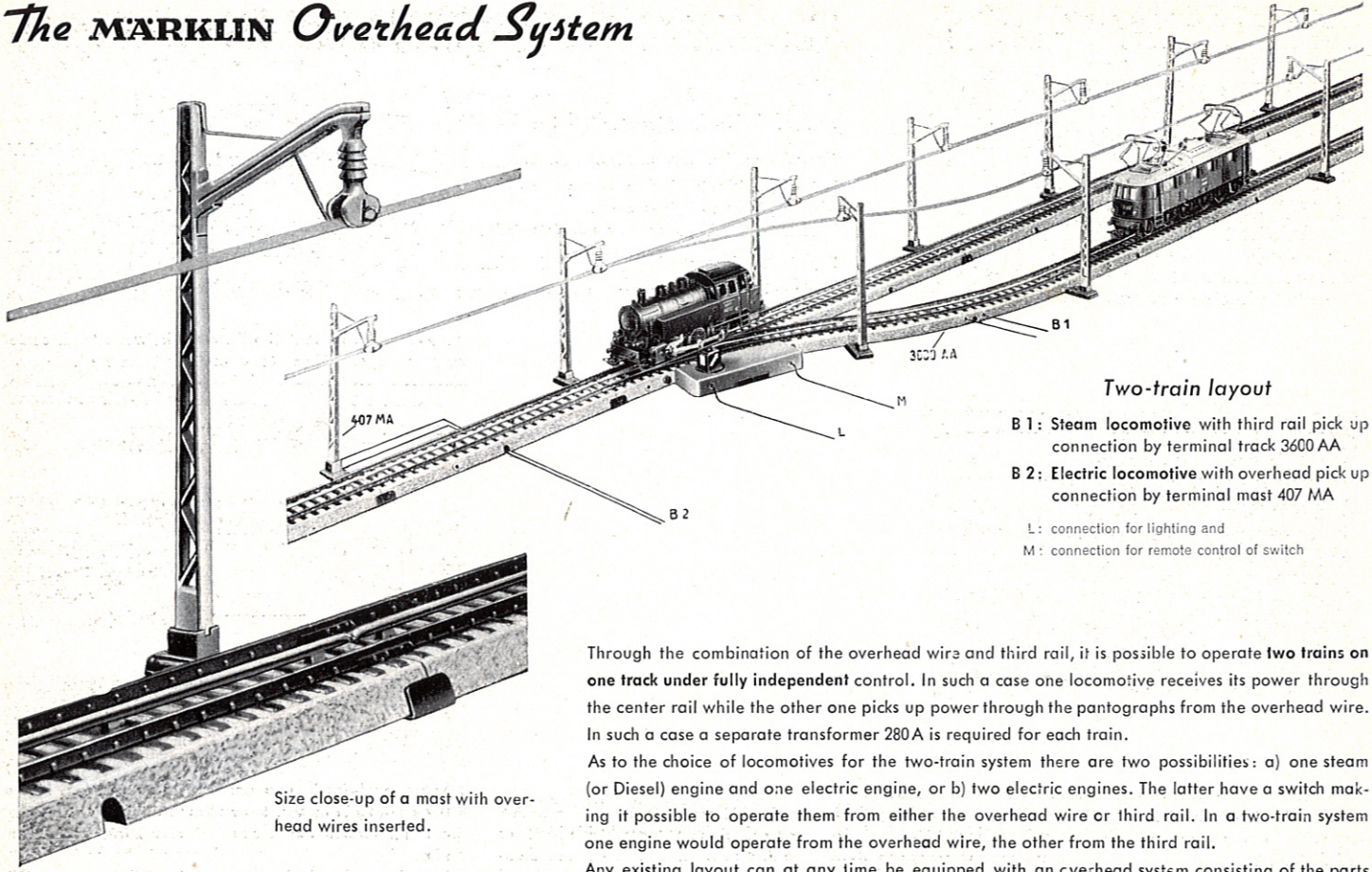

Size close-up of a mast with overhead wires inserted.

Two-train layout

B 1: **Steam locomotive** with third rail pick up connection by terminal track 3600 AA

B 2: **Electric locomotive** with overhead pick up connection by terminal mast 407 MA

L: connection for lighting and

M: connection for remote control of switch

Through the combination of the overhead wire and third rail, it is possible to operate **two trains on one track under fully independent** control. In such a case one locomotive receives its power through the center rail while the other one picks up power through the pantographs from the overhead wire. In such a case a separate transformer 280 A is required for each train.

As to the choice of locomotives for the two-train system there are two possibilities: a) one steam (or Diesel) engine and one electric engine, or b) two electric engines. The latter have a switch making it possible to operate them from either the overhead wire or third rail. In a two-train system one engine would operate from the overhead wire, the other from the third rail.

Any existing layout can at any time be equipped with an overhead system consisting of the parts shown on these pages.

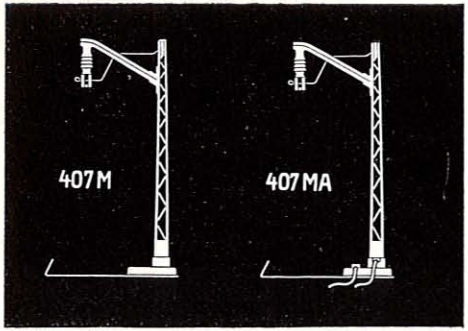

407 M 45c
Mast, height 4 1/4 inches

407 MA § 1.10
Terminal mast with 20 inch cable and metal plugs

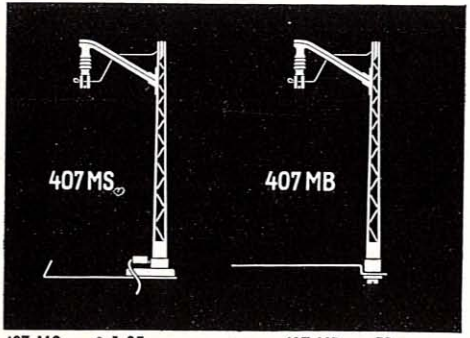

407 MS § 1.05
Contact mast for signals with train control

407 MB 50c
Bridge mast

Parts of the H0 Overhead System

Overhead Wires

407 A 1/1	Overhead wire, curved, full section	8c
407 A 1/2	Overhead wire, curved, half section	7c
407/2 D	Overhead wire, straight, double sect.	15c
407 D 1/1	Overhead wire, straight, full section	8c
407 D 1/2	Overhead wire, straight, half section	7c
407 UN	Circuit breaker section	40c
407 V	Overhead splicing piece	15c
407 GS	Overhead outfit for signals 443 G or 479 G	§ 3.—

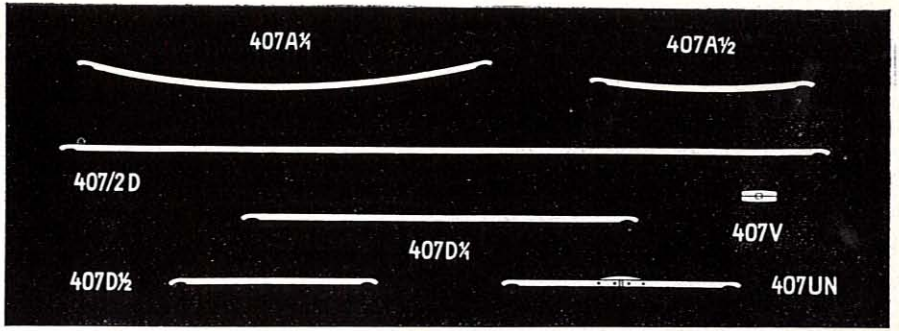



407 K Overhead wire for crossover 25c

407 DKW Overhead wire for double slip switch 55c

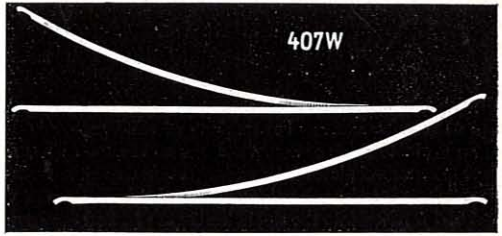

407 W Overhead wire for pair of switches 40c

408 A 1/1 Overhead wire for wide radius curved track, full section 12c

Half section 10c

Automatic Grade Crossing *A charming addition to the model railroad layout*

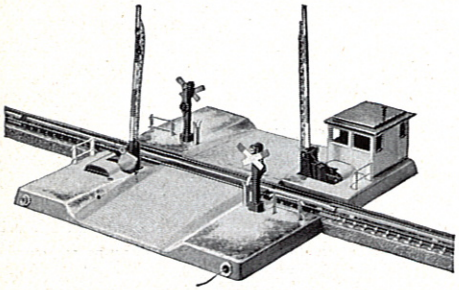

459 MG § 17.95
Fully automatic grade crossing • Set consists of two electromagnetically operated gates with warning signs and red warning lights, keeper's cabin, and a set of special contact track sections • Length 7 inches • Width, when used on single track line, 8 in. • Length of included track sections 28 inches • By using additional contact track sections **3600 KG**, the gates can be made to close when train is still at a greater distance **90c**



459 ZG § 6.50
If the grade crossing shown at the left is to be used on a double track line, an additional set of contact track sections plus a connecting road piece (Set 459 ZG) is required. In this case, just as on a single track line, the gates lower automatically as the train approaches while a red warning light flashes. After the last car has passed the crossing, the gates open and the light is extinguished.

433 G/12 § 2.25
Set of Number Plates • For marking of switches, signals, etc. Consists of 12 cast bases, a set of numbers to fit control plates 474/4 and 474/8 B, and a set of numbers (1 to 24) printed on cardboard to be cut out and inserted into the slot in the bases • Packed in cardboard box, $6\frac{1}{2}$ by 4 inches

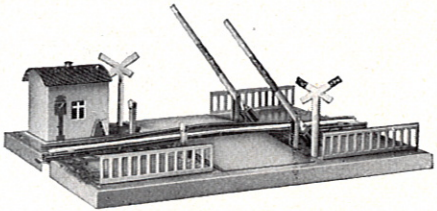

457 § 5.90
Grade Crossing • Mechanically operated • For single track lines • Gates are lowered through the pressure of the wheels on the rails. With keeper's hut, warning signs, and fences • Colorfully enamelled • Size 5 by 7 in.

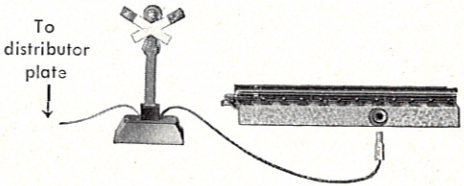

450 G § 2.25
Warning Cross with red blinker light • For erection at unprotected grade crossings • With two cables for connection to the distributor plate and the **Contact Track 3600 KS** • When an axle crosses the short center piece of the track, the red light blinks • Height 2 inches • Base $\frac{3}{4}$ inches by 1" • Length of contact track $3\frac{1}{2}$ inches.

Railroad Accessories for remote control and Illumination



470 90c

Distributor Plate • with 9 single-pole connections • Size 2 by 3/4 in.

474/4 § 1.95

Control Plate • For the operation of switches, signals, etc. with 4 single-pole connections • Length 3 inches • Width 1 1/2 inches

In the single-pole connecting system, the cables are color-coded as follows:
Red = Power for locomotives (Transformer to center or overhead rail)
Brown = Ground, return current (Transformer to roadbed)
Black = Power for activating the electromagnets (Control plate to switches, signals, turntables, etc.)
Yellow = Illuminations (Transformer to distributor plates to lights)
Green = Constant power supply (Transformer to control plate)

474/8 B § 4.95

Control Plate • For the operation of switches, signals, etc. with 8 single-pole connections • Diagrams illuminated (2 bulbs 499 white) • Length 5 in. • Width 1 1/2 in.

A set of paper diagrams is included with the control plates 474/4 and 474/8 B • With the aid of these, the various buttons may be marked according to their use.

475/4 § 2.25

Control Plate with 4 switches for controlling lights or blocks of track • 4 toggle switches with 4 single-pole connections • Measurements 3 by 1 1/2 inches.

489/1 60c

Cable, single-pole • Available in brown, red, black, yellow, or green • With plug and socket • Length 1 yard

489/2 70c

Cable, single-pole • Available in brown, red, black, yellow, or green • With plug and socket • Length 2 yards

489 T 60c

Connecting Cable for Transformers • single-pole • 2 plugs • brown • Length 10 in.

490/1 95c

Cable • Double-pole • With 2 plugs and 2 sockets • Length 1 yard

490/2 § 1.10

Cable • Double-pole • With 2 plugs and 2 sockets Length 2 yards

490 M 12c Socket

490 S 12c Plug

490 SQ 15c Plug with socket

497/3 P 45c

Springs and Brushes for almost all H0 locomotives (Pair)

497/4 P 45c

Pair of Brushes for CCS 800, DL 800, and ST 800

481 § 1.10

Station Light • With bulb 499 clear and cable with metal plugs • Used for the illumination of stations, buildings, etc.

484/1 § 1.20

Coach Lighting • With bulb 495 and cable with metal plugs • Suitable for lighting cars 327, 328, and 341 to 344

484/2 § 2.15

Coach Lighting • With 2 bulbs 495 and cable with metal plugs • Suitable for cars 351 to 354

Arc Lamps
height 5 in.

448/1 § 2.25
1 bulb
with bulbs 499

448/2 § 3.—
2 bulbs
cables and plugs

No.	Bulbs
485	Bayonet socket clear 50c red 50c
495	5 mm screw thread clear 45c 6 mm ⌀ red/green 50c
499	5 mm screw thread clear 40c 9 mm ⌀ red/green 50c white 45c

HO

The Modern Station Set

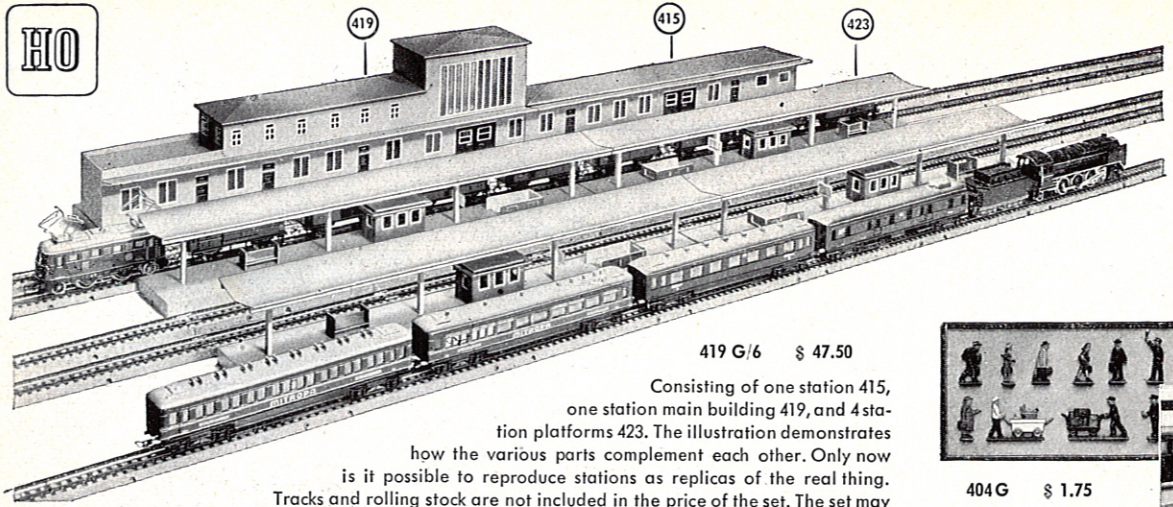

419 G/6 § 47.50

Consisting of one station 415, one station main building 419, and 4 station platforms 423. The illustration demonstrates how the various parts complement each other. Only now is it possible to reproduce stations as replicas of the real thing. Tracks and rolling stock are not included in the price of the set. The set may be used either as a through station or as a terminal station. It can be enlarged as desired. The above illustration shows the rear view of the buildings shown below. All parts of the set can also be used independently of each other. In order to create added realism and life, set 404 G is recommended. This set contains pretty little figures of railroad personnel, passengers, etc.

404 G § 1.75

Set of Figures • Consists of 10 pieces • Height of figures 22 mm (about 3/4 in.) • Two different sets available, a and b. A popular addition to create life around the station



419 § 15.—

Main Station Building • With mezzanine and terrace roof • Cut-out windows with cellon glass • Operating doors • Dummy clock • Removable roofs • Provision for interior illumination with light socket 481 • Tastefully colored
Height 6 1/4 inches • Base 18 by 4 1/4 inches



415 § 8.50

Station Building • May be used independently or as an extension to station 419 • Cut-out windows with cellon glass • Operating doors • Provision for interior illumination with light socket 481
Height 3 1/4 inches • Base 17 by 4 1/4 inches



423 § 6.—

Station Platform • Designed for use with stations 415 and 419, but may also be used independently • With waiting room, underpass with stairs, bulletin board, and bench
Height 3 1/4 inches • Base 18 by 3 1/4 inches

Realistic Bridge Construction

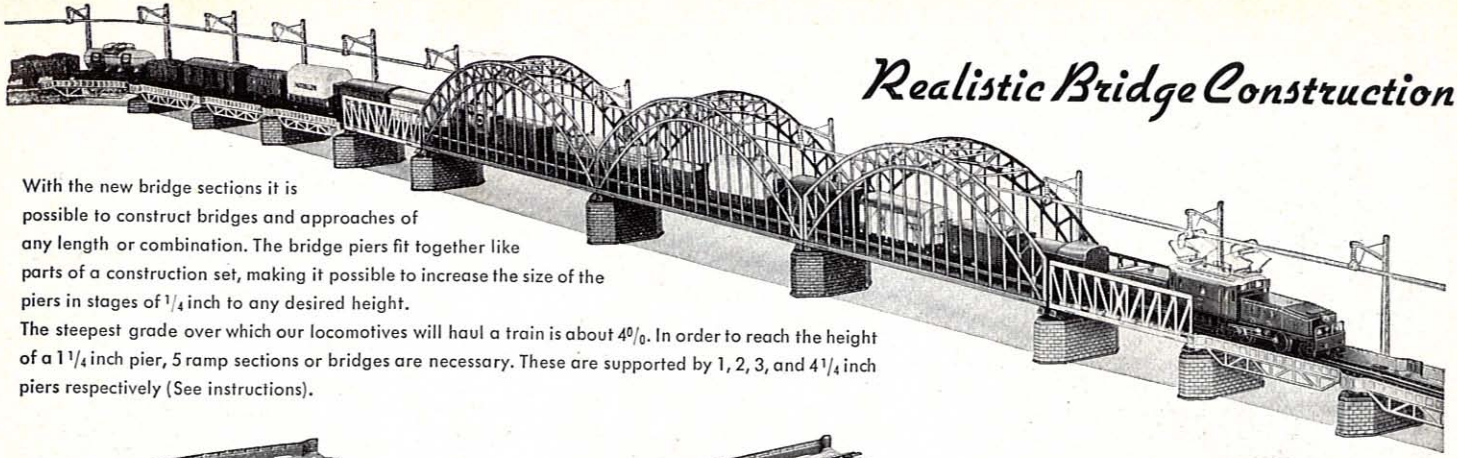

With the new bridge sections it is possible to construct bridges and approaches of any length or combination. The bridge piers fit together like parts of a construction set, making it possible to increase the size of the piers in stages of $^1/_4$ inch to any desired height.

The steepest grade over which our locomotives will haul a train is about 4%. In order to reach the height of a $1^1/_4$ inch pier, 5 ramp sections or bridges are necessary. These are supported by 1, 2, 3, and $4^1/_4$ inch piers respectively (See instructions).

468 A § 3.—
Curved Ramp Section
Ordinary radius • Grey • Length 7 inches

468 D § 3.—
Straight Ramp Section
Grey • Length 7 inches

Curved and Straight Ramp Sections together with the bridge piers are used to construct approaches • They are enamelled in grey and are equipped with mounted track and slots for the overhead mast 407MB (See instructions).



465 § 2.75
Plate Girder Bridge • Grey • Mounted track, 7 in. long • Slots for overhead mast 407 MB • Height including base 1 in.



466 § 3.—

Girder Bridge • Grey • Mounted track, 7 inches long • Slot for overhead mast 407 MB • Height including base $1^3/_4$ inches

467/2 § 9.—
Arched Bridge with mounted track, 14 inches long • Grey • Slots for 2 overhead masts 407 MB • Height including base $4^1/_2$ inches

467 P/30 95c
Bridge Pier • Cast • Imitation masonry • Brown • May be raised by additional sections • Height $1^1/_4$ in.

467 P/6 65c
Bridge Pier • Cast • Imitation masonry • Brown • Especially suitable for supporting of ramp sections • Height $^1/_4$ in.

467 P/3 50c
Base Plate • Green • Height $^1/_8$ in.

Accessories for Remote Control and Lights



464 § 7.50
Travelling Crane • Travels on rollers • Revolving cab • Boom and hook operated by crank • Base 4 by 3 1/2 inches • Overall height 6 inches • Length of boom 5 inches



463 § 4.60
Revolving Crane • Cub turns on base • Boom and hook operated by crank • Base 2 3/4 by 2 3/4 by 1 inches • Length of boom 5 inches



428 § 3.—
Freight Station with 2 sliding doors Height 3 inches • Base 6 by 3 1/2 in.

429 § 2.40
Loading Platform with movable crane Base 5 1/4 by 3 1/2 in.



414 § 6.60
Station with freight shed and barrier • Cut-out windows • 2 operating doors • Main window with cellon glass and clock • Shed with sliding door • Height 3 3/4 inches • Base 10 by 5 inches



418
§ 9.90
Station with tower and terrace • Cut-out windows • 2 operating doors • clock and terrace windows made of cellon glass • Height 6 inches • Base 13 3/4 by 4 3/4 inches

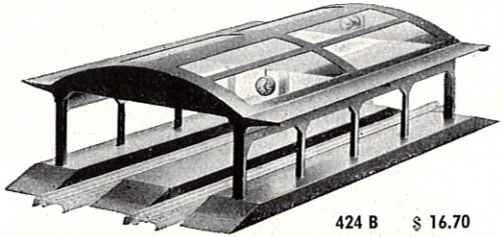

424 B § 16.70
Covered Platform with freight platform • Roof of cellon glass • Electrically illuminated (20 Volts) • 2 bulbs • Height 5 inches • Base 20 by 10 inches



422 § 2.25
Platform with corrugated roof and bench Height 3 inches • Base 8 by 1 3/4 inches



455 § 3.30
Keeper's Hut with cut-out windows • Operating signal and gate • Height with signal 4 1/2 inches • Base 4 by 3 inches

444 § 3.95
Foot Bridge with 2 movable semaphores • Width 7 1/2 inches • Height 4 in., with signals 5 1/2 inches



432 30c
Signal Board, for use with warning signal 435 • Height 1 inch

431 75c
Signal Boards • Set of 3 Height of each 1 1/4 inches

435 75c
Warning Signal with operating lever Height 2 3/4 inches



440 95c
Semaphore with operating lever Height 4 in.

Mechanical trains also enjoy great popularity. They are provided with a speed regulator which makes it possible to run the locomotives without danger of derailment even without cars. Every locomotive can be stopped either from the cab control or from the rail.

MÄRKLIN *Mechanical Trains*

Forwards and Backwards with Brake

0 gauge

Track Sections for Clockwork Trains

Length of a full, straight section 10½ inches • 8 sections 1620 A • comprise a circle with a diameter of 30 inches

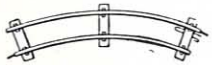

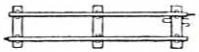

1620 A 1/1 Full Curved	30c	1620 D 1/1 Full Straight	30c
1620 A 1/2 Half Curved	25c	1620 D 1/2 Half Straight	25c
1620 A 1/4 Quarter Curved	20c	1620 D 1/4 Quart. Straight	20c
		1620 D 1/10 Tenth Straight	20c

1620 WB § 4.90
Pair of Switches without lanterns

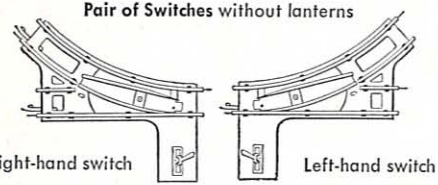

Right-hand switch — Left-hand switch

1620 BU 30c
Brake and Reversing Switch
1620 DAU § 1.50
Brake and Reversing Track Section

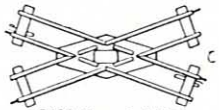

1620 K § 2.25
Crossover

Those interested in further information about 0 gauge should ask their dealer for the special catalog.



R 880/2 § 11.90
Passenger Train • Consists of locomotive R 880 with brake, 2 coaches 1719, 8 curved track sections 1620, and brake and reverse switch • Length of Train 23 inches

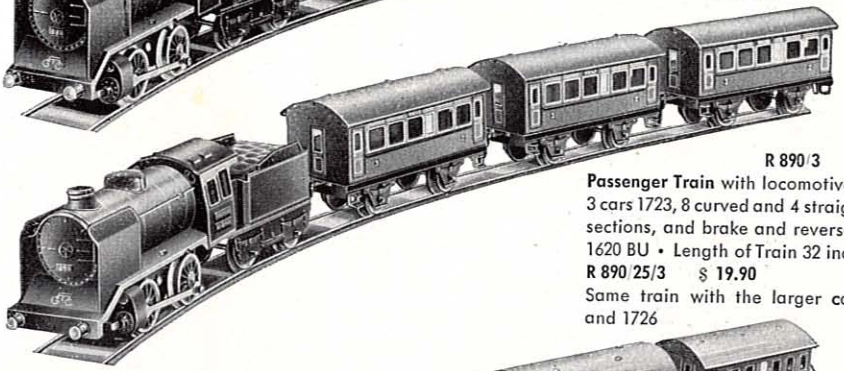

R 890/3 § 17.—
Passenger Train with locomotive R 890, 3 cars 1723, 8 curved and 4 straight track sections, and brake and reverse switch 1620 BU • Length of Train 32 inches
R 890/25/3 § 19.90
Same train with the larger cars 1725 and 1726



R 910/27/3 § 31.—
Passenger Train with locomotive R 910, 1 baggage car 1728, 2 coaches 1727, 8 straight and 2 curved track sections, 1 half straight track section, 1 brake and reversing section • Length of Train 37 inches.

Separate locomotives and tenders

R 880	Length 10 in.	§ 6.75
R 890	Length 11 in.	§ 8.75
R 910	Length 12¼ in.	§ 15.—

MÄRKLIN *Steam Engines*

have always been among the most eagerly sought educational toys. They illustrate the conversion of heat to mechanical energy. Steam engines equipped with dynamos take us one step further and show the conversion of mechanical energy into electrical energy so that light can be produced. By using a transmission it is possible to operate several working models. All engines are equipped with a safety valve and tested under pressure. Observe the instructions.



4095/4 **18.—**

Steam Engine • Polished brass boiler, diameter 1 3/4 inches, safety valve, water gauge, steam whistle, single acting cylinder, reversable, flywheel, grooved pulley, chimney with imitation brickwork, height 10 inches, base 9 by 10 inches



4097/7 **§ 48.—**

Steam Engine, as shown at the left, but larger. Polished brass boiler, 2 3/4 inches diameter, centrifugal governor, height of stack 16 inches, base of machine 5 by 9 inches, foundation 13 by 13 inches, finely enamelled.

4097/92/7 **§ 70.—**

Steam Engine 4097/7 equipped with dynamo 3392 (see page 41) and arc lamp 3447

4095/5 **§ 25.—**

Steam Engine, as above, but larger. Polished brass boiler, 2 inches diameter, with steam cock, safety valve, steam whistle, water gauge, etc. Height of stack 15 inches, Base 11 by 11 inches

4097/6 **§ 39.—**

Steam Engine • Polished brass boiler, 2 1/4 inches diameter • Steam valve • Weight and lever safety valve • Steam whistle • Pressure gauge • Water gauge • Water drain tap • Check tap • Stationary single acting cylinder with lubricating can • Reversable • Grooved flywheel • Grooved pulley • Base 12 by 12 inches • Height with stack 15 1/4 inches

4097/92/6 **§ 55.—** Same steam engine, but with dynamo 3392/0 and arc lamp 3447

Model Steam Engine of Highest Precision



4098/92/8 § 120.—

Model Steam Engine with Fire Tube Boiler, Feed Pump, and Dynamo • Fire tube boiler of brass, oxidized in steel-blue • Diameter of boiler 3 1/8 inches • Length 10 1/4 inches • Steam whistle • Steam dome with weighted safety valve • Check tap • Pressure gauge • 3 way cock • Water gauge • Drain cock • Safety alcohol burner • Filling screw • Stationary **double** acting cylinder with lubricator • Reversable • Flywheel with groove • Grooved pulley • Centrifugal speed regulator • Feed pump • Dynamo 3392 and arc lamp 3447 • Base 14 1/2 by 14 1/2 inches • Height with stack 13 1/2 inches • Diameter of flywheel 4 inches.

3392 § 9.—

Dynamo, generates alternating current • Field magnet • Two piece armature • Brush holders • Cast housing • Generates 2,5 volts, 0,2 amperes at 4000 revolutions per minute • Base 3 1/2 by 2 1/4 inches • Height 2 1/2 in.

Electric Toy Stoves

for direct or alternating current

May be plugged directly into the house current of 110, 125, 150, or 220 volts. When ordering, please state voltage.

The ovens are solidly built and carefully modelled. All the characteristics and features of actual electric ovens have been incorporated in the MÄRKLIN children's ranges. They are built of strong steel plate. The sides are enamelled in shining white, the range in black. They are constructed in accordance with the applicable safety regulations. The electric plates are richly nickel plated, the switches are of extremely good quality. Playing with MÄRKLIN toy ovens is perfectly **safe.** Utensils made of strong, finely polished aluminum are included with every oven. Especially fascinating is the control light on ovens El 9629/2 and 9629/3. Ovens are not equipped with connecting cables. **Cable 3537 § 2.40** is available separately.

Wattage given is applicable when all plates and oven are operated simultaneously

El 9629/3 (Illustration) **§ 50.—**

Electric Toy Oven • Control light • 3 hot plates and oven • Pot 9681 • Stew pot 9682 • Tea kettle 9683 with whistle • Without cable • Range 11 1/2 by 9 inches • Height 9 inches • Consumption about 570 watts

El 9629/2 § 39.—

as illustrated at the left, but with only 2 hot plates and without tea pot • Range 9 1/2 by 7 3/4 inches • Height 9 inches • Consumption about 420 watts

El 9619/2 § 29.90

same as above, but somewhat simpler and without control light • Consumption about 400 watts

Miniature Automobils (without motors)

MÄRKLIN

Heavy durable construction, rubber tires with profile, realistically enamelled

5521/51 § 1.—
Passenger Car • Streamlined
Length 4 1/4 inches



5521/52 § 1.50
Sedan • Scale model of a modern streamlined motor car • Windshield and rear window with cellon glass • Length 4 3/4 in.

5521/27 § 3.75
Semi-trailer tank truck • scale model • trailer detachable • Length 6 1/2 inches



5521/20 § 1.50
Dump Truck • Operating • Movable tailboard • Length 4 1/2 inches

5521/21 § 1.—
Trailer for truck 5521/20 • Movable tailboard • Length 2 3/4 inches



5521/24 § 2.75
Heavy truck • Blue • Movable tailgate • Length 6 1/2 inches

5521/25 § 2.25
Trailer to heavy truck 5521/24 • Blue with 3 axles and movable tailgate • Length 4 1/2 inches



5521/71 F § 2.50
Farm tractor with driver • Length 3 1/2 inches • Colorfully enamelled



5521/35 § 1.75
Fire Engine • With turning ladder 5 in. high • Length of chassis 4 inches



5522/81 § 4.50
Tractor with clockwork • Red • Brake and movable front axle • Wheels with profiled rubber tires • Strong construction • Enamelled cast body • Length 2 1/2 inches (tractor only)

5522/81 G § 6.90
Tractor (clockwork) with **trailer 5521/25** complete as design.

The Popular MÄRKLIN Auto Construction Kits

This set contains all the necessary parts for the construction of the Mercedes-Benz racing car shown below, including the clockwork motor and driver • Realistic appearance • Steered from steering wheel • Knee action • Powerful clockwork motor • Length of car 11½ in.

Racing Car • Built from set 1133 • Finished model with clockwork motor and driver



1133 § 16.50



1133 Racing Car Construction Set • Disassembled car • In carton • With clockwork motor, driver, and full instructions for the construction of the illustrated racing car

Those interested in a larger auto construction kit, should purchase the chassis kit 1101 C which will serve as a basic kit for the various models. With it a realistic chassis 14 inches long can be assembled piece for piece, just as in a real auto chassis.



1109 M § 5.25
Mechanical Motor, specially designed for chassis 1101 C at the left

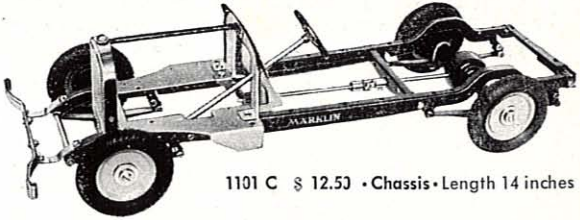

1101 C § 12.50 • Chassis • Length 14 inches

All important components, such as the frame, springs, differential housing, universal joints, steering mechanism, etc. are present and can be easily assembled as shown in the detailed and richly illustrated instruction book which is furnished with every chassis kit. The motor 1109 M provides long, steady power. It is not furnished with the chassis kit and must be purchased separately.

Any of the bodies shown at the right can be built on the completed chassis. A clever boy, however, can also design and build his own bodies from cardboard, wood, or other materials. The auto construction sets, therefore, will provide versatile entertainment for a long time.



1107 R
Racing Car Body § 9.—

1103 ST
Streamlined Body § 12.—



1105 L
Truck Body § 10.75

Electrical Experimentation Sets MÄRKLIN ELEX

are among the most popular educational aids for the younger generation. They have by far surpassed all expectations. This is proven by the numerous unsolicited testimonials from young and old alone, especially from technicians and physicists.

MÄRKLIN ELEX are complete experimentation sets. By busying himself with these sets, the youngster is introduced to the basic principles of magnetism and electricity. With the special parts contained in set 503, it is possible to conduct experiments involving meters and gauges, relays, and even telephone systems. Aside from the necessary parts, each set contains a richly illustrated instruction book showing all important experiments. An ordinary flashlight battery in connection with the instruction book is sufficient to beginn experimenting. For the operation of models built with the ELEX sets the transformer 13470 UG is recommended. This transformer is connected to the house current (AC).

ELEX 501 § **10.—**
Basic set with instruction book for about 60 experiments Size of box 13 by 8 1/2 in. Supplementary Set 501 A § **5.25** transforming 501 into 502



ELEX 502 § **15.—**
Basic set with instruction book for over 100 experiments · Size of box 17 by 19 in. Supplementary Set 502 A § **20.25** transforming 502 into 503



13470 UG § **14.20**
Experimentation transformer
Connections for 4 to 20 volts · Capacity 12 VA
When ordering, please specify voltage of house current



ELEX 503 § **35.—**

Basic set with enlarged instruction book for over 160 experiments · Size of box 22 1/2 by 11 inches

MÄRKLIN

Here are a few examples of operating models built from Märklin Elex sets.



Morse Telegraph



Electric Motor



Telephone



Lamp with Reflector

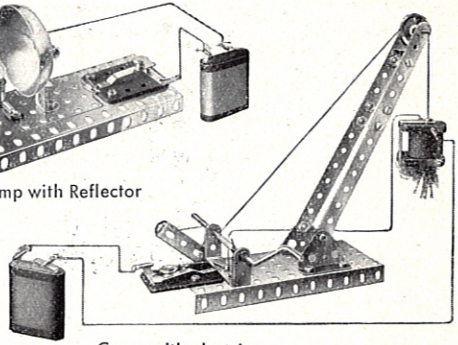

Crane with electric magnet

MÄRKLIN *Metal Construction Sets*

Words which have gained fame throughout the world. Conforming to the latest technological developments. Thanks to the varified uses of the parts they develop inventive talents. They open to our youth the gates to the laws of science so that they may apply them, copy them, and therefore understand them.



99

Basic Set 99 § 3.50
Contains 124 construction parts plus 37 metal clips, totalling **161 parts** • Size of box 15½ by 1 inches • Weight 3 lbs.

The possibility of constantly adding to the sets, of beginning with the simple principles and then applying them in more and more complicated models make MÄRKLIN construction sets one of the most desired educational media. To build a large number of models with a minimum of tools and then to set them into motion is one of the fondest dreams of every boy. A colorful well illustrated instruction book is furnished with every set. Its clear sketches simplify the construction of complicated models and serve as a constant inspiration.

The factory sells through dealers only



100

Basic Set 100 § 5.50
Contains 166 construction parts plus 53 metal clips, totalling **219 parts** • Size 16 by 12 by 1 inches • Weight 4½ lbs.

With this set the versatility and number of models which can be built starts to increase

New Motors for use with MÄRKLIN - Construction Sets

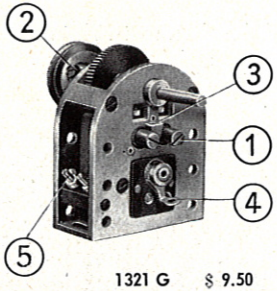

1321 G § 9.50

Electric Motor, simple construction, reversable, operates on 20 volts, can therefore be connected to any MÄRKLIN transformer, 2 cables 489/1 (red and brown) furnished with motor.

1. Removable brush caps
2. Main axle with pulley
3. Opening for oiling armature bearing
4. Reversing switch
5. 2 contact plugs



1322 G § 17.50

Universal Electric Motor with cable and control board for changing direction • 2 pulley wheels operating with different speeds in opposing direction and controlled by transformer • Extremely powerful motor, suited for the largest models as well as for the operation of dynamos and working models.

1. Cover for brushes 2.—3. Pulleys
4. Opening for oiling armature bearing
5. Opening for oil 6. Contact plugs

Furnished with following equipment:
3 cables (2 red, 1 brown), 1 switch, packed in carton.

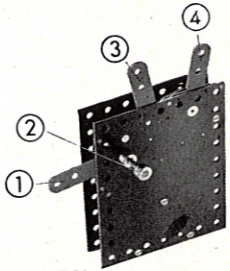

201 F § 8.90

Mechanical Motor • Operates forwards or backwards • 2 speeds • Packed in carton with key and instructions

1. Lever for switching from forwards to reverse
2. Main axle with set screw
3. Brake lever
4. Lever for fast and slow motion

Examples of models powered with the above motors:

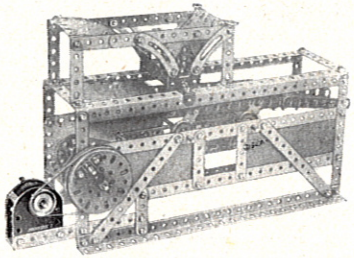

Gravel cleaner



Horizontal polishing machine



Mixing machine

MÄRKLIN *Metal Construction Sets*

101

Basic Set 101 § 8.50

Contains 232 construction parts plus 69 metal clips, totalling 301 parts • Size of box 21 by 10 1/2 by 1 1/2 in. • Weight 5 lbs.

One of the most popular basic sets • Numerous models from all walks of life such as buses, trucks, steamers, cranes, machine tools, tractors, windmills, and many others are easily constructed with the aid of the illustrated instruction book.

102

Basic Set 102 § 16.—

Contains 386 construction parts plus 79 metal clips, totalling 465 parts • Size of box 21 by 10 1/2 by 1 1/2 inches • Weight 7 1/2 lbs.

With set No. 102 the number of models which can be constructed increases considerably. Some of the models shown for this set in the construction book are a Diesel locomotive, a street car and wire maintenance car, truck, bus, tractor with trailer, harbor cranes, tower cranes, excentric presses, high speed drills, machine saws, windmills, and even a water pump.



103

Basic Set 103
§ 27.50

Contains 656 construction parts plus 151 metal clips, totalling 807 parts • Size of box 21 by 10 1/2 by 2 1/2 inches • Weight 11 1/2 lbs.

While the smaller sets enable the owner to build models which are operated by hand or separately purchased electrical or mechanical motors, sets 103 and up contain electrical parts which make it possible to build operating motors. The pleasure derived from the operation of self designed models by electromagnets is no less great. A "Short Guide Through Electricity" illustrates the nature and laws of electricity in easily understandable terms.

The factory sells through dealers only

Which Supplementary Set Should I Buy?

Any basic set can be transformed into the next higher basic set by the purchase of a supplementary set. The combined contents of a basic set plus the correct supplementary set are equal to those of the next higher basic set. The following table shows the high points of the system:

Basic Set	plus Supplementary Set	equals Basic Set
99	99 A	100
100	100 A	101
101	101 A	102
102	102 A	103
103	103 A	104
104	104 A	105



Basic Set 104 **$ 45.—**

Contains 953 construction parts plus 208 metal clips, totalling **1161 parts** •
Size of box 26 by 16 1/2 by 2 1/2 inches • Weight 16 lbs.

The accuracy and versatility of the models which can be built with the various sets begins to reach a peak in set 104. Interesting models of larger size such as bridges, derricks, and motor vehicles can be reproduced with a great degree of accuracy. The richness of the assortment of parts and the number of examples shown for this set in the instruction book will make it difficult for the owner to decide which model to build first, since the possibilities of this set are almost unlimited.

Basic Set No 105 § 85.—

Contains 2035 construction parts plus 138 metal clips, totalling **2173 parts.**

With MÄRKLIN Metal Construction Set No 105 the last word in completeness is reached. Large models such as travelling portal cranes, airplanes, steamers, electric locomotives, etc. present no difficulties in regard to parts, for instance who would not like to erect a tower crane and then put his own creation into operation? This can be done merely by carefully following the series of drawings and diagrams depicting the construction of the frame and mechanism.

Ask your dealer for the special leaflet about MÄRKLIN Metal Construction Sets

105

The blue and white parts on the cover are the new flexible cover plates which materially add to the completeness of the models. They are attached to the constructions with the same metal clips with which they are attached to the box.

Number of parts in MÄRKLIN Metal Construction Sets

Basic Set	Number of Parts without Metal Clips	Number of Parts with Metal Clips	Price	Supplementary Sets	Number of Parts without Metal Clips	Number of Parts with Metal Clips	Price
No 99	124	161	§ 3.50	99 A	42	63	§ 2.30
No 100	166	219	§ 5.50	100 A	67	105	§ 3.50
No 101	232	301	§ 8.50	101 A	154	218	§ 8.50
No 102	386	465	§ 16.—	102 A	273	324	§ 12.—
No 103	656	807	§ 27.50	103 A	295	377	§ 14.50
No 104	953	1161	§ 45.—	104 A	1082	1232	§ 45.—
No 105	2035	2173	§ 85.—				

MÄRKLIN